



List of New Course(s) Introduced

Department : **Forensic Science**

Programme Name : **M.Sc.**

Academic Year : **2021-22**

List of New Course(s) Introduced

Sr. No.	Course Code	Name of the Course
01.	FSPBTD1	Forensic Psychiatry
02.	FSPBTD2	Wildlife Forensic and Forensic Entomology
03.	FSPBLD1	Practical's based on Forensic Psychiatry
04.	FSPBLD1	Practical's based on Wildlife Forensic and Forensic Entomology
05.	FSPCTD1	Forensic Genomics, Proteomics and Bioinformatics
06.	FSPCTD2	Forensic Microbiology and Immunology
07.	FSPCLD1	Practical's based on Forensic Genomics, Proteomics and Bioinformatics
08.	FSPCLD2	Practical's based on Forensic Microbiology and Immunology
09.	FSPCTO1	Modern Advances in Drug Of Abuse
10.	FSPDTT3	Nano Forensic



Minutes of Meetings (MoM) of Board of Studies (BoS)

Academic Year : **2021-22**

School : **School of Studies of Interdisciplinary Education and Research**

Department : **Forensic Science**

Date and Time : **March 23, 2022 - 07:00 PM**

Venue : **On Google Meet Platform**

The scheduled meeting of member of Board of Studies (BoS) of Department of Forensic Science, School of Studies of Interdisciplinary Education & Research, Guru Ghasidas Vishwavidyalaya, Bilaspur was held to design and discuss the syllabus of 3 year UG Program as per CBCS scheme and syllabi.

The following members were present in the meeting:

1. Prof. Mitashree Mitra (External Expert Member BoS, Dept. of. Forensic Science Pt. RaviShankar Shula University Raipur)
2. Dr. Sudhir Yadav (HOD, Dept. of Forensic Science-cum Chairman, BOS)
3. Dr. Ajay Amit (Invited Member BoS, Dept. of Forensic Science)
4. Dr. Chanchal Kumar (Invited Member BoS, Dept. of Forensic Science)
5. Miss. Blessi N. Uikey (Invited Member BoS, Dept. of Forensic Science)

Following points were discussed during the meeting

- ❖ It was unanimously resolved that for the skill development of the students, a paper on internship/Apprentice/Training/Industrial training and/or Visit program (2 credits) for 3-4 weeks be included in B.Sc. IVth and M.Sc. IIInd semester. Students will do this after the end of respective examination i.e., during summer vacation of the university from the academic session 2021-22
- ❖ To approve minor change in the syllabus of Undergraduate course of Forensic Science, Paper SEC of semester 3rd (LS/FSC/SEC/301-L & LS/FSC/SEC/301-P) and IVth (LS/FSC/SEC/402-L LS/FSC/SEC/402-P) of B.Sc. Homs. N Forensic Science.
- ❖ To discuss and approve the draft of the syllabus and Examination scheme of M.Sc. Forensic Science in accordance to CBXS from the academic session 2021-22.
- ❖ To approve Pre-Ph.D. course work syllabus and scheme of examination of department of Forensic Science for the implementation from the academic



session 2021-22

- ❖ To discuss learning outcome-based curriculum frame work

The committee discussed and approved the scheme and syllabi. The following courses were revised in the of M.Sc. Course in first year (1st and 2nd year):

- ❖ FSPBTD1 Forensic Psychiatry
- ❖ FSPBTD2 Wildlife Forensic and Forensic Entomology
- ❖ FSPBLD1 Practical's based on Forensic Psychiatry
- ❖ FSPBLD1 Practical's based on Wildlife Forensic and Forensic Entomology
- ❖ FSPCTD1 Forensic Genomics, Proteomics and Bioinformatics
- ❖ FSPCTD2 Forensic Microbiology and Immunology
- ❖ FSPCLD1 Practical's based on Forensic Genomics, Proteomics and Bioinformatics
- ❖ FSPCLD2 Practical's based on Forensic Microbiology and Immunology
- ❖ FSPCTO1 Modern Advances in Drug Of Abuse
- ❖ FSPDTT3 Nano Forensic

विभागाध्यक्ष
HEAD
फॉरेंसिक साइंस विभाग
Department of Forensic Science
गुरु घासीदास विश्वविद्यालय,
Guru Ghasidas Vishwavidyalaya,
बिलासपुर (छ.ग.)
BILASPUR (C.G.)

Signature & Seal of HoD



Scheme and Syllabus

PG COURSE IN FORENSIC SCIENCE (TWO YEARS / FOUR SEMESTERS)

	M.Sc.1 st semester		Hours/ week	Credit	
M.Sc.1 st semester	Core -1	FSPATT1	Forensic Science & Criminology	3	3
	Core -2	FSPATT2	Crime Scene management	3	3
	Core -3	FSPATT3	Instrumental analysis in Forensic sciences	3	3
	Core -4	FSPATT4	Forensic Biology and Serology	3	3
	Lab -1	FSPALT1	Practical's Based on Crime Scene management	6	3
	Lab -2	FSPALT2	Practical's Based on Forensic Biology and Serology	6	3
		FSPAST1	Seminar	2	2
			Total credits		20
M.Sc.2 nd semester	Core -5	FSPBTT1	Questioned Documents and Fingerprints	3	3
	Core -6	FSPBTT2	Forensic Genetics and DNA Profiling	3	3
	Core -7	FSPBTT3	Forensic Chemistry and Toxicology	3	3
	Core -8	FSPBTT4	Research Methodology and Ethics	3	3
	Elective- 1*	FSPBTD1	Forensic Psychiatry	3	3
	Elective- 2*	FSPBTD2	Wildlife Forensics AND Forensic Entomology		
	Lab -3	FSPBLT1	Practical's Based on Forensic Genetics and DNA Profiling	6	3
	Lab -4	FSPBLT2	Practical's Based on Forensic Chemistry and Toxicology	6	3
	Lab -5	FSPBLD1	Practical's Based on Forensic Psychiatry	6	3
	Lab -6	FSPBLD2	Practical's Based on Wildlife Forensics and Forensic Entomology		
		FSPBST1	Seminar	2	2
			Summer / Field Industrial Training	--	2
		Total Credits		26+2	
M.Sc.3 rd semester	Core -9	FSPCTT1	Computer Forensics and Digital investigations	3	3
	Core -10	FSPCTT2	Forensic Ballistics and Physics	3	3
	Core -11	FSPCTT3	Forensic Medicine	3	3
	Core -12	FSPCTT4	Forensic Anthropology	3	3
	Elective - 3**	FSPCTD1	Forensic Genomics, Proteomics and Bioinformatics	2	2
	Elective - 4**	FSPCTD2	Forensic Microbiology and Immunology	2	2


विभागप्रमुख
HEAD
कोनिक साईं विभाग
Department of Forensic Science
गुरु घासीदास विश्वविद्यालय
Bilaspur (C.G.)
BILASPUR (C.G.)



	Lab -7	FSPCLT1	Practical's Based on Computer Forensics and Digital investigations	6	3	
	Lab- 8	FSPCLT2	Practical's Based on Forensic Ballistics and Physics	6	3	
	Lab- 9	FSPCLD1	Practical's Based on Forensic Genomics, Proteomics and Bioinformatics	6	3	
	Lab- 10	FSPCLD2	Practical's Based on Forensic Microbiology and Immunology			
	Open Elective	FSPCTO1	Modern advances in Drugs of abuse	2	2	
		FSPCST1	Seminar		2	
			Total Credits		27	
	M.Sc. 4 th Semester	Elective- 5***	FSPDTT1	Recent Advancement in Forensic Chemistry	3	3
		Elective- 6***	FSPDTT2	Recent Advancement in Forensic Toxicology and Pharmacology	3	3
		Elective- 7***	FSPDTT3	Nano Forensics	3	3
Elective- 8***		FSPDTT4	Recent Advancement in Forensic Physics	3	3	
Elective- 9***		FSPDTT5	Recent Advancement in Forensic Ballistics	3	3	
Elective- 10***		FSPDTT6	Recent Advancement in Questioned Documents and Fingerprints	3	3	
Elective- 11***		FSPDTT7	Recent Advancement in Forensic Photography	3	3	
Elective- 12 ***		FSPDTT8	Recent Advancement in Forensic Biology	3	3	
Elective- 13***		FSPDTT9	Recent Advancement in Forensic Serology & Immunology	3	3	
		FSPDDT1	Dissertation		12	
		Total Credits		15		
		Overall Credits		90		

*Students can opt any one Elective paper.

**Students can opt any one Elective paper.

***Students can opt any one Elective paper.

(Handwritten signatures)

(Handwritten signature)
विभागाध्यक्ष
HEAD
कोशीराम सहाय विभाग
Department of Forensic Science
गुरु घासीदास विश्वविद्यालय
Bilaspur (C.G.)
BILASPUR (C.G.)



M.Sc. Forensic Science
Semester –II FSPB1D1
Forensic Psychiatry
(Elective-I)

Maximum Marks: 100

Allotted credits: 03

Introduction to forensic Psychology. Historical Perspective – Indian and Global concern, Roles of Forensic psychology and forensic Psychologist, Introduction to crime, elements of crime, Modus Operandi, Classification of Crime, Types of Crime- Economic crime, organized crime, white collar crime, Crime against women, Juvenile delinquency etc.

UNIT II-

Theories of criminal offences -Theories of Criminal behavior- Biological, Physiological, Economical, Sociological, etc. Theories of punishment (Deterrent, Retributive and Reformative) Criminal profiling, Deductive and Inductive Profiling.

UNIT III –

Legal Aspect in Forensic Psychology, Mental Health Act 1987, Human Rights of mentally ill person, Competency to stand trial, insanity defence, relevant sections of IPC, Correctional measures- rehabilitation of mentally ill, correctional home.

UNIT IV-

Assessment and Evaluation- Clinical Interviews, Mental status Examination, Psychological test, personality test, Intelligence test, Aptitude test etc. Therapeutic approaches – type of therapies (cognitive behavioural therapy ,Psychodynamic, Humanistic etc)Tools used in Forensic Psychology- Polygraph , Narco-analysis, Brain mapping, Hypnosis, Psychological autopsy

Handwritten signature and date: 27/07/2022


विभागाध्यक्ष
HEAD
कोर्सेसिव कर्जे विभाग
Department of Forensic Science
गुरु घासीदास विश्वविद्यालय
Guru Ghasidas Vishwavidyalaya
बिलासपुर (छ.ग.)
BILASPUR (C.G.)



M.Sc. Forensic Science
Semester –II FSPBLD1
Practicals based on Forensic Psychiatry
(Lab-5)

Maximum Marks: 100

Allotted credits: 03

1. To cite a criminal case in which narco analysis was used as a means to detect deception.
2. To review a crime case involving serial murders. Comment on the psychological traits of the accused.
3. To study a criminal case in which hypnosis was used as a means to detect deception.
4. Assessment of intelligence through inventories.
5. Assessment of mental status through interviews.
6. Assessment of personality using EPI.
7. Assessment of personality using MMPI.
8. To prepare a report on relationship between mental disorders and forensic psychology.

Course Outcome: By the end of this course student will know about basics of forensic psychology and its application the court of law. They will also know about various tests performed for assessment and evaluation of mental status.

Learning Outcomes:

1. The students will able to learn about basics of crime, their element and classification.
2. They will know about various theories of criminal offences.
3. They will also know about legal aspects of forensic psychology.
4. They will learn about various tests performed for the evaluation and assessment of mental status of a criminal.


Suggested Readings


1. A.A. Moenssens, J. Starrs, C.E. Henderson and F.E. Inbau, Scientific Evidence in Civil and Criminal Cases, 4th Edition, The Foundation Press, Inc., New York (1995).
2. R. Saferstein, Criminalistics, 8th Edition, Prentice Hall, New Jersey (2004).

विभागाध्यक्ष
HEAD
कोनी बिलासपुर विभाग
Department of Forensic Science
गुरु घासीदास विश्वविद्यालय,
कोनी बिलासपुर (छ.ग.)
BILASPUR (C.G.)



3. J.C. DeLadurantey and D.R. Sullivan, Criminal Investigation Standards, Harper & Row, New York (1980).
4. J. Niehaus, Investigative Forensic Hypnosis, CRC Press, Boca Raton (1999).
5. E. Elaad in Encyclopedia of Forensic Science, Volume 2, J.A. Siegel, P.J. Saukko and G.C. Knupfer (Eds.), Academic Press, London (2000).
6. Psychology-An Introduction, Thakkar P., Dr. Ambekar A.,
7. Introduction to Psychology, (1986) Morgan C.T., King R.A., Weisz J.R., Schopler J., McGraw-Hill Book Co.
8. Psychological Interventions of Mental Disorders', S. K. Shrivastava, Nayanika Singh, Shivani Kant, Edition 1st, 2013, Sarup Book Publishers, PVT. LTD.
9. 'Forensic Criminology', Petherick W. A., Turvey B. E., Ferguson C. E., [2010], Elsevier Inc.


विभागाध्यक्ष
HEAD
कोषिकीय विज्ञान विभाग
Department of Forensic Science
गुरु घासीदास विश्वविद्यालय,
Guru Ghasidas Vishwavidyalaya,
बिलासपुर (छ.ग.)
BILASPUR (C.G.)



गुरु घासीदास विश्वविद्यालय
(केन्द्रीय विश्वविद्यालय अधिनियम 2009 क्र. 25 के अंतर्गत स्थापित केन्द्रीय विश्वविद्यालय)
कोनी, बिलासपुर - 495009 (छ.ग.)



Guru Ghasidas Vishwavidyalaya
(A Central University Established by the Central Universities Act 2009 No. 25 of 2009)
Koni, Bilaspur - 495009 (C.G.)



M.Sc. Forensic Science
Semester –II ESPB1D2
Wildlife Forensics and Forensic Entomology
(Elective-2)

Maximum Marks: 100

Allotted credits: 03

Unit I

Wildlife ecology, Definition of wildlife, free living, domestic, captive and feral animals, wildlife conservation and its importance, Zoographic regions and biomes of India, Uniqueness of Indian biodiversity, reason and causes of wildlife depletion, rare, threatened and endangered species of India.

Unit II

Introduction to Wildlife Crimes and its types, Investigation of a wildlife crime scene, Different methods of killing and poaching of wildlife animals, Techniques of Species identification, types of wildlife evidences, wildlife artefacts, tools and techniques of wildlife crime investigation.

Unit III

Illegal wildlife trade, Identification of pug marks of different animals, Wildlife Protection Act, 1972, Introduction to Wildlife conservation agencies-WWF, IUCN, CITES, WCCB, Wildlife conservation society, Defenders of Wildlife, Biglite Foundation, International fund for Animal welfare, National wildlife federation, Red Data Book, TRAFFIC.

Unit IV

Definition, nature and scope of Forensic entomology. Types of forensic insects, collection of entomological evidence, Insect succession, molecular methods for forensic entomology. Life cycle of Insects

Handwritten signature and date: 23/03/2022

Handwritten signature
गुरुघासीदास
HEAD
कोनी/बिलासपुर विभाग
Department of Forensic Science
गुरु घासीदास विश्व विद्यालय,
Guru Ghasidas Vishwavidyalaya
बिलासपुर (छ.ग.)
BILASPUR (C.G.)



M.Sc. Forensic Science
Semester -II FSPBLD2

Practicals based on Wildlife Forensics and Entomology
(Lab-6)

Maximum Marks: 100

Allotted credits: 03

1. To perform collection and preservation of entomological evidence
2. To study the lifecycle of different insect families.
3. To perform microscopic examination of hair of wildlife species.
- 4 To prepare the report of wildlife crime investigation.
- 5 To study the cases related to wildlife crimes in Indian scenario.

Course Outcome: By the end of this course students will have basic knowledge of wildlife and their application in the field of Forensic Science.

Learning Outcomes:

1. The students will learn about wildlife ecology, their conservation and their importance.
2. They will know about wildlife crimes and the investigation of wildlife crime scene.
3. They will learn about illegal trading and poaching of wild flora and fauna.
- 4 They will also have knowledge of various insects and their forensic application.

विभागाध्यक्ष
HEAD
कोषिका संज्ञित विभाग
Department of Forensic Science
गुरु घासीदास विश्व विद्यालय,
कोनी, बिलासपुर (छ.ग.)
BILASPUR (C.G.)



M.Sc. Forensic Science
Semester - III FSPCTDI
Forensic Genomics, Proteomics and Bioinformatics
(Elective- 3)

Maximum Marks: 100

Allotted Credits: 02

UNIT-I: Human Genome organization

Human genome: Genome project history, organization and goals of human genome project, Mapping strategies, DNA segment nomenclature, Human genome diversity, organization of human genome, Comparative genomics: Overview of prokaryotic and eukaryotic genomes, C-value, number of genes and complexity of genomes, Conservation and diversity of genomes, Comparative genomics as an aid to gene mapping and study of human disease genes.

UNIT-II: Genome analysis

Structure and organization of eukaryotic genomes- nuclear and mitochondrial; Computational analysis, Databases, Finding STR markers; Tools for genome analysis- PCR, RFLP, DNA fingerprinting, RAPD, SNP detection, SSCP, FISH to identify chromosome landmarks; Human Genome mapping methods, BAC libraries and shotgun libraries preparation, Physical map, Cytogenetic map, Contig map, Restriction map, UCSC browser.

UNIT-III: Recent advances in genome sequencing

Experimental protocol (Isolation of DNA/RNA), Introduction to sequencing, Maxam and Gilbert method, Sanger Sequencing techniques and applications; Next Generation sequencing (NGS), Introduction to NGS, , quality check, Library Preparations, sequencing reaction); Platform overview (Illumina, 454 (Roche), SOLiD (Life technology), Ion Torrent, Nanopore, PacBio, Types of NGS, DNA-sequencing - Whole genome sequencing, exome sequencing, Deep sequencing, Data Processing and Analysis: Data Quality Check, filtering and Genome assembly and mapping to reference genomes, mapping tools (bowtie, maqetc.), Sequence Alignment formats: Sequence Alignment/Map (SAM) format, Binary Alignment/Map (BAM) format, Application of different sequencing technique, DNA sequence analyser

UNIT-IV: Proteomics


विभागप्रमुख
HEAD
सर्वोपदेशक विभाग
Department of Forensic Science
गुरु घासीदास विश्वविद्यालय,
कोनी (छ.ग.)
BILASPUR (C.G.)



Overview of protein structure-primary, secondary, tertiary and quaternary structure, Relationship between protein structure and function; Outline of a typical proteomics experiment, Identification and analysis of proteins by 2D analysis, Spot visualization and picking; Tryptic digestion of protein and peptide fingerprinting, Mass spectrometry : ion source (MALDI, spray sources), analyzer (ToF, quadrupole, quadrupole ion trap) and detector; Post translational Modifications: Quantitative proteomics, clinical proteomics and disease biomarkers, far western analysis, surface plasmon resonance technique; Protein interaction maps, Protein arrays-definition; applications- diagnostics, expression profiling. Human forensic proteome, Non-traditional Forensics, Proteomics for microbial forensic.


Learning outcome:

1. Students will learn about genome content, complexity and its organization.
2. They will learn about tools used in genome mapping, analysis and modern genome sequencing techniques and its applications.
3. They will learn about protein structure, composition and instrumental analysis methods in forensic science.
4. In practical aspects they will able to learn about molecular biology techniques used for analysis of forensic DNA and proteins.

Recommended text book and Reference books reading

1. Brown TA (2006) *Genomes*, 3rd Edition, Garland Science.
2. Campbell AM and Heyer LJ (2007) *Discovering Genomics, Proteomics and Bioinformatics*. Benjamin Cummings.
3. Primrose S and Twyman R (2006) *Principles of Gene Manipulation and Genomics*, 7th Edition, Blackwell.
4. Rehm H (2006) *Protein Biochemistry and Proteomics*, 4th Edition, Academic Press.
5. Twyman RM. (2013) *Principles of Proteomics*, Second Edition by Garland Science Taylor & Francis Group New York and London.
6. Liebler DC (2002) *Introduction to Proteomics: Tools for the New Biology*, Humana Press, Totowa NJ. USA.





M.Sc. Forensic Science

Semester - III FSPCTD2

Forensic Microbiology and Immunology

(Elective-4)

Maximum Marks: 100

Allotted Credits: 02

Unit I: Introduction to Forensic Microbiology: Microbes and Forensic Science: General characteristic of Virus, Bacteria and fungus (Morphology, Nutrition, reproduction & economic importance). Bacteria of Forensic importance. Fungi of forensic importance, Anti-bacterial & Antifungal agents. Forensic Aspects of Biological Toxins. Forensic Analysis of Trace and Unculturable Specimens etc.

Unit II: Applied Forensic Microbiology: Biological agents in warfare: Collection, transportation and preservation of microbial forensic samples, Sterilization (Physical & Chemical) Categories of biological weapons; Toxins and their mode of action & identification, laboratory setup, epidemiologic investigation for public health, investigation of suspicious disease outbreak; Biosafety and biosecurity, Bio-surveillance documentation and case studies.

Unit III: Introductory Immunology: Introduction to Immune system: Cells and organs of Immune system. Innate immunity: Complement system, phagocytosis, extravasation, Toll like receptors, Host-microbe interaction, Acquired Immunity: B-cell and T-cell proliferation and maturation, Major Histo-compatibility complex (MHC-I & MHC-II), Antigen presentation, Hypersensitivity, Immunization.

Unit IV: Applied Immunology: Immunological communication and immunological receptors, Immunological mediators, Humoral & Cell mediated Immunity, Hybridoma technology and monoclonal antibodies. Animal cell culture for immunological research (Cell line, Culture media, Culturing technique & aseptic condition). Scope in forensic immunology, Toxin & drug mediated immune-modulation, Animal model for forensic immunological research. ELISA, Western Blotting, Flow Cytometry.

Handwritten signatures and dates: 2/12/2022, 12/10/2022

Handwritten signature
विभागाध्यक्ष
HEAD
कॉरिफोरेंस साइंस विभाग
Department of Forensic Science
गुरु घासीदास विश्वविद्यालय
Bilaspur (C.G.)
BILASPUR (C.G.)



M.Sc. Forensic Science

Semester –III

FSPCLD2

**Practicals based on Forensic Microbiology and Immunology.
(Lab-10)**

Maximum Marks: 100

Allotted credits: 03

1. Hand on practices of sterilization techniques.
2. Culture Media preparation and sterilization.
3. Four Flame streaking techniques.
4. Bacterial Culture.
5. MTT based toxicity assay.
6. Single and double immunodiffusion.
7. ELISA.
8. Animal Cell Culture.

Course Outcome:

This course will provide students with an overview of basic of Microbiology and Immunology in respect to forensic science.

Student Learning Outcomes:

By the end of this course, students should be able to:

1. Understand the types, nature and importance of microbes.
2. Understand application of microbes in forensic investigation.
3. Understand basics of various aspects of human immunology.
4. Understands the practical application of immunology in development of forensic investigation.

[Handwritten signature] *[Handwritten signature]* 23/03/2022

[Handwritten signature]
विद्यासायस
भेड
कोरेरिण कदरि विभर
Department of Forensic Science
गुरु घासीदास विश्वविद्यालय, कोनी,
Guru Ghasidas Vishwavidyalaya,
Bilaspur (C.G.)
BILASPUR (C.G.)



Recommended text book and Reference books reading

- 1 Kindt, T. J., Goldsby, R. A., Osborne, B. A. & Kuby, J. (2006) *Kuby Immunology*
New York: W H. Freeman.
2. Paul, W. E. (1993) *Fundamental Immunology* New York. Raven Press
- 3 AK Abbas, (2015), *Cellular and Molecular Immunology* 8th Edition. Elsevier
- 4 Ananthanarayan and Paniker, *Textbook of Microbiology*, 8th Edition.
- 5 Baveja CP, (2001) *Textbook of Microbiology* 5th Ed., McGraw Hill Education.

विभागाध्यक्ष
HEAD
कोशिका विज्ञान विभाग
Department of Forensic Science
गुरु घासीदास विश्व विद्यालय,
Guru Ghasidas Vishwavidyalaya,
Bilaspur (C.G.)
BILASPUR (C.G.)



M. Sc. in Forensic Science

Semester-III FSPCTO1

**Modern advances in Drugs of abuse
(Open elective paper)**

Maximum Marks: 100

credits:02

UNIT-I: Introduction to Drugs and its abuse

Definition and Concept of drug abuse, what constitute drug abuse? Prevalence of drug abuse, Difference between drug abuse, drug dependence and drug addiction, Concept of drug tolerance, Physical and psychological dependency.

UNIT-II: Classification of abused drugs

Classification of abused drugs, Stimulant: Amphetamines, Cocaine, Nicotine, Depressants: Alcohol, Barbiturates- Nembutal, Seconal, Phenobarbital Benzodiazepines -Diazepam, Alprazolam, Flunitrazepam, Narcotics: Opium, morphine, heroin, Hallucinogens: Cannabis & derivatives (marijuana, hashish, hash oil), Steroids, Inhalants

UNIT-III: Scope of drug testing and relevant acts

Drug and cosmetics act 1940, NDPS act, other relevant sections in IPC, prevention of substance abuse, substance use disorder and its treatment, Sports doping, Workplace testing

UNIT-IV: Identification methods of abused drugs

Methods of sample collection, Type of sample: blood, urine, saliva, hair, sweat, breast milk, semen and nails; Abused drugs detection methods: Presumptive tests, color test, immunoassays: Enzyme multiplied immunoassay technique (EMIT), Fluorescence polarization immunoassay (FPIA), Cloned Enzyme donor assay (CEDA), Radioimmunoassay (RIA), Enzyme-linked immune assay (ELISA), Lateral Flow Assay (LFA); Chromatographic techniques: TLC, HPLC, GC; Mass spectrometry: LC-MS, GC-MS; Electrophoretic technique;

Course Outcomes: By the end of this course students will know about various drugs and their abuse. They will also know about various identification methods of abused drugs.

[Handwritten signatures]

[Handwritten signature]
विभागप्रमुख
HEAD
कोनी विभाग विभाग
Department of Forensic Science
गुरु घासीदास विश्वविद्यालय
Bilaspur (C.G.)
BILASPUR (C.G.)




Learning Outcomes:

1. Students will learn about the concept of drug abuse and its physical and psychological dependency.
2. They will know about various classified drugs in detail.
3. They will learn about scope of drug testing and relevant acts of IPC, NDPS, drugs and cosmetics acts etc.
4. They will also learn about various analytical methods used for the identification of abused drugs.

Recommended text book and Reference books reading

1. A. Musah (2018) Analysis of Drugs of Abuse, Humana Press, New York, NY.
2. Steven B. Karch (2006) Drug abuse Handbook 2nd edi., CRC Press Taylor & Francis
3. Carl Hart and Charles Ksir (2014) Drugs, Society, and Human Behavior, 17th Edition, McGraw-Hill Education, 2 Penn Plaza, New York, NY.
4. Raphael C. Wong, Harley Y. Tse (2006) Drugs of Abuse: Body Fluid Testing, Humana Press Inc., Totowa, New Jersey
5. Frederick P. Smith, Jay A. Siegel Handbook of Forensic Drug Analysis (2005), Elsevier Academic Press, London, UK


विभागाध्यक्ष
HEAD
कोनीको कर्मचारी विभाग
Department of Forensic Science
गुरु घासीदास विश्व विद्यालय,
Guru Ghasidas Vishwavidyalaya
बिलासपुर (छ.ग.)
BILASPUR (C.G.)



M. Sc. in Forensic Science

Semester – IV

FSPDTT3

Nano Forensics

(Elective-7)

Maximum Marks: 100

Allotted credits: 03

UNIT-1: Basics of nanotechnology

The role of proteins- amino acids- nucleic acids- lipids and polysaccharides in modern biomaterials. Overview of natural Bio nanomachines: Thymidylate Synthetase, ATP synthetase, Actin and myosin, Opsin, Antibodies and Collagen, basics of nonmarital synthesis, principal of microfluidics, quantum dots, Electrochemical sensors, development of DNA aptamer sensors, optical sensors, colorimetric sensors

UNIT-2: Methods for nanomaterials characterization

Introduction, Structural Characterization, X-ray diffraction (XRD), Scanning electron, microscopy (SEM), Transmission electron microscopy (TEM), Scanning probe microscopy (SPM). Chemical Characterization, Isothermal chemistry titration (ICT), Surface Plasma Resonance, Circular dichroism, Physical Properties: Thermal stability and lattice constant, Mechanical properties, Optical properties, Electrical conductivity, Ferroelectrics and dielectrics, Superparamagnetic, Emission spectroscopy, luminescence spectroscopy, Raman spectroscopy.

UNIT-3: Biosensors in Forensic Science

Device for testing in Forensic Science laboratory, Device for drug of abused testing, Device for testing of explosive content, development of sensors based of Lateral Flow, immunoassays based on nanomaterials, biosensors-based methods used for detection of latent fingerprints, pesticides, toxins, venom etc.

UNIT-4: Application of protein and DNA based nanostructures in Forensics

DNA Aptamer technology and its application in forensics. Protein based nanostructures building blocks and templates – Proteins as transducers and amplifiers of biomolecular

विभागाध्यक्ष
HEAD
कोशिका विभाग
Department of Forensic Science
गुरु घासीदास विश्वविद्यालय
Guru Ghasidas Vishwavidyalaya
Bilaspur (C.G.)
BILASPUR (C.G.)



recognition events. DNA based nanostructures– Topographic and Electrostatic properties of DNA and proteins – Hybrid conjugates of gold nanoparticles – DNA oligomers

Learning Outcomes:

1. Students will able to understand the basic knowledge of nanomaterial and nanotechnology.
2. They will able to understand the methods used for nanomaterial characterization.
3. They will also learn basic concepts of sensors-based devices.
4. They will also learn the application of protein and DNA based sensors in forensic sciences.

Recommended Reading:

1. Niemeyer, C.M. Mirkin C. A "Nanobiotechnology: Concepts, Applications and Perspectives", Wiley – VCH, 2004
2. Challa, S.S.R. Kumar, Josef Hormes, Carola Leuschner. "Nanofabrication Towards Biomedical Applications, Techniques, Tools, Applications and Impact", Wiley – VCH, 2005.
3. Nicholas, A. Kotov, "Nanoparticle Assemblies and Superstructures", CRC, 2006.
4. David, S. Goodsell, "Bionanotechnology", John Wiley & Sons, 2004
5. Surface Plasmon Resonance Based Sensors in Springer Series on Chemical Sensors and Biosensors; Volume Four; Ed. Jiri Homola; Springer, Berlin; 2006
6. Biosensors and modern biospecific analytical techniques, Volume 44 of Wilson & Wilson's Comprehensive Analytical Chemistry; Ed. L Gorton; Elsevier, Amsterdam, London; 2005
7. The Immunoassay Handbook; Ed. David Wild; 3rd ed.; Amsterdam: Elsevier; 2005 11.
8. Alternative Immunoassays; Ed. W P Collins; Chichester: Wiley; 1985
9. Electrochemical Methods: Fundamentals and Applications; Allen J Bard and Larry R Faulkner; Wiley, New York, Chichester: 2nd ed.; 2001

[Handwritten signatures and date]
23/03/2022

[Handwritten signature]
विभागाध्यक्ष
HEAD
कोनितो सहाय विभागाध्यक्ष
Department of Forensic Science
गुरु घासीदास विश्वविद्यालय,
कोनी, बिलासपुर (छ.ग.)
BILASPUR (C.G.)